

# OUR YEAR OF GIVING 2025

FINANCIAL YEAR  
OCT 01 2024 - SEPT 30 2025

South  
Yorkshire's  
Community  
Foundation

40  
Celebrating  
40 years of giving



# OUR YEAR OF GIVING

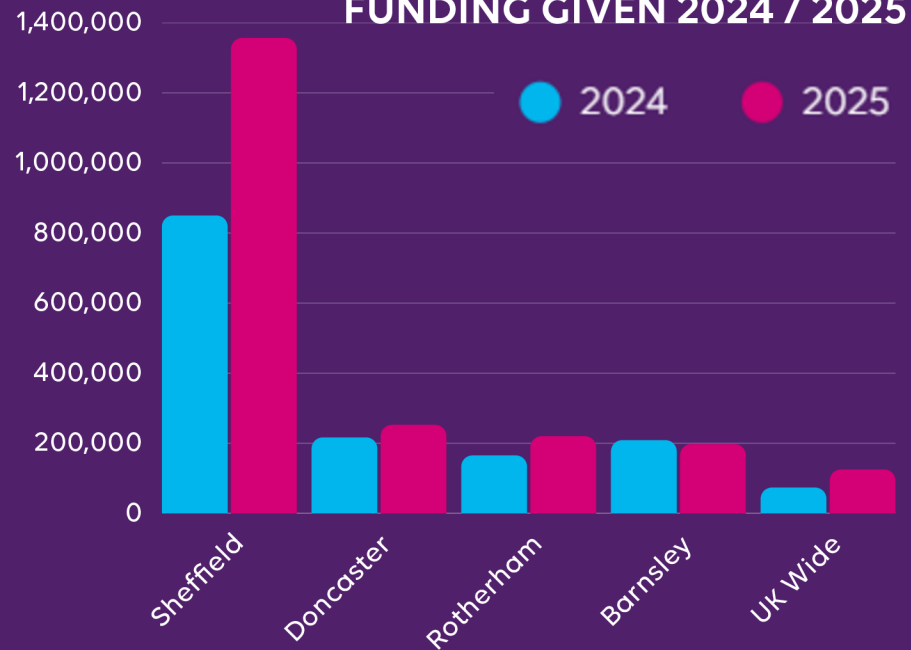
40 Years, £40 Million

# 2025

FINANCIAL YEAR OCT 01 2024 - SEPT 30 2025

# SOUTH YORKSHIRE

FUNDING GIVEN 2024 / 2025



## A Landmark Year for Giving

In 2025, a landmark year for giving, we reached a historic milestone by distributing £2,152,005—our highest annual total ever and a 42% increase over 2024. Despite a strategic pause on main programmes to transition to a streamlined data system, we awarded £637,865 more than the previous year across South Yorkshire and the UK. This resulted in a 79.2% success rate for applications (representing the proportion of applications fully paid relative to those rejected), bringing our 40-year impact to a grand total of £40 million awarded to vital causes.

**Approved** 2024 | 2025  
 ✓ 489 | 411

**669,317 People Supported**

Applications are withdrawn due to eligibility errors, incomplete documentation, or shifting project circumstances rendering the original proposal unviable for either applicant or funder.

### Issues Addressed

- Improve physical and mental health, wellbeing and safety
- Improve life skills, education, employability and enterprise
- Transform access and engagement with, the environment and public spaces

### Ages Supported

- Adults 26-65
- All Ages
- Seniors 65+

### Beneficiaries Funded

- Children and Young People
- Families/Parents/Lone parents
- Local residents

### 2025 Top 3

## Total Grants Distributed

2024 | £1,514,140

2025 | £2,152,005

- 64.2% Approved
- 16.9% Rejected
- 1.7% Deferred
- 17.2% Withdrawn
- 79% Success Rate

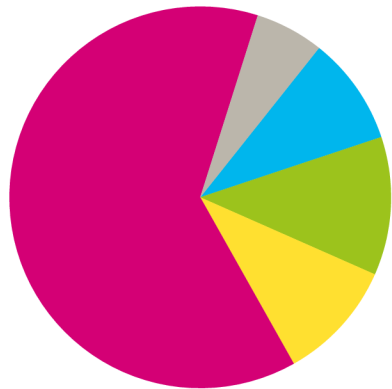
**640 Applications Received**



The Success Rate only compares applications that were fully funded against those that were rejected. The Approval Rate is broader, comparing funded applications against every single submission received. We make this distinction because many applications are never finished, are missing documents, or are withdrawn before we can assessment.

In late 2025, we paused our main community and small grant programmes (up to £5,000 and £1,000) to transition to a new data and application system. Consequently, applications submitted after September 30th 2025, were submitted and processed during our next application window in early 2026. This approach resulted in a lower volume of applications overall, but a significantly higher amount of funding awarded per successful project. Record funding in Sheffield was driven by an increase in local donors investing in the region. This led to more Sheffield-specific programmes, as many donors topped up their funds and shifted from small, single-year grants to larger, multi-year funding programmes. In other regions, both the volume of applications and the total funding distributed are expected to rise next year following the delayed application window for our main grant programmes.

- Barnsley
- Doncaster
- Rotherham
- Sheffield
- UK Wide



South Yorkshire's Community Foundation

**40**  
Celebrating 40 years of giving

Region	Total Awarded	No. Applications Funded	% Successful Applications
Barnsley	£197,767	46	79%
Doncaster	£252,473	50	74%
Rotherham	£220,128	47	80%
Sheffield	£1,356,465	190	75%
UK Wide	£125,172	78	95%

FINANCIAL YEAR OCT 01 2024 - SEPT 30 2025

# OUR YEAR OF GIVING 2025 BARNLSLEY



Barnsley

Approved

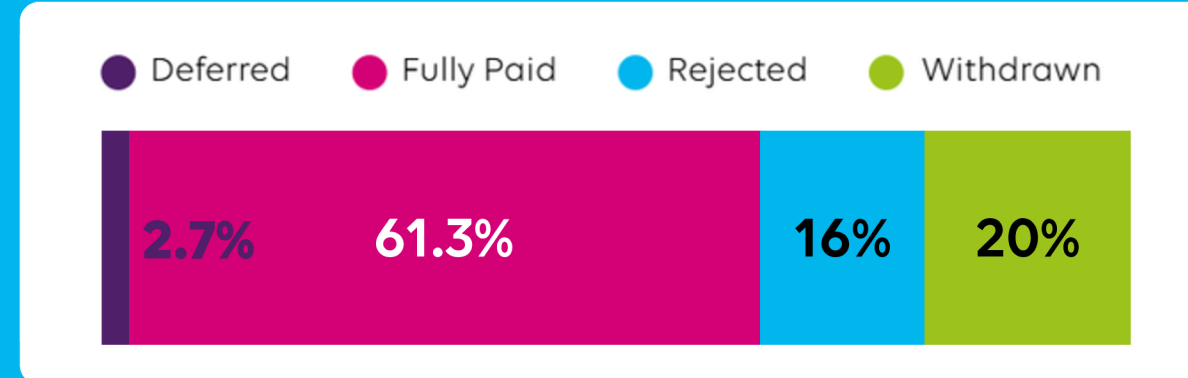
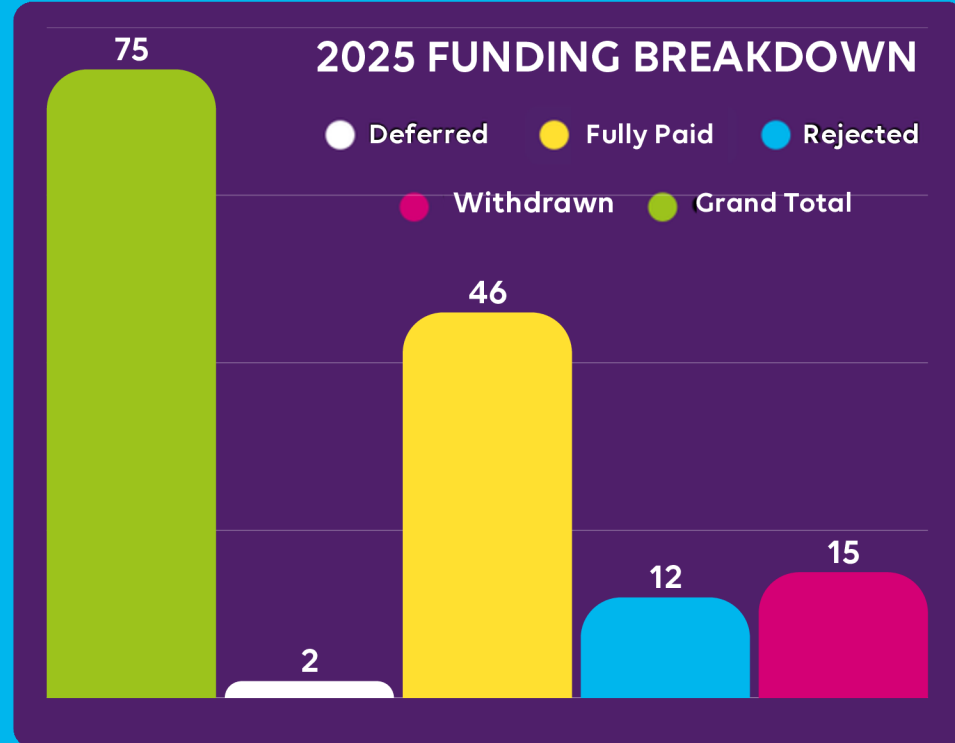
2025  
46

40 Years, £40 Million

The introduction of a new data and application system late 2025 resulted in a lower volume of applications regionally, but a significantly higher amount of funding awarded per successful project. Barnsley saw a resilient 5.6% increase in applications. This resulted in 46 approved grants, a 17% increase in approved applications over 2024, supporting a surge in funding towards grassroots initiatives for local residents of all ages.

61.3% Approved  
16% Rejected  
2.7% Deferred  
20% Withdrawn

75 Applications Received



## A Landmark Year for Giving

In 2025, a landmark year for giving, we reached a historic milestone by distributing £2,152,005, our highest annual total ever and a 42% increase over 2024. Despite a strategic pause on main programs to transition to a streamlined data system, we awarded £637,865 more than the previous year across South Yorkshire and the UK. This resulted in a 79.2% success rate for applications (representing the proportion of applications fully paid relative to those rejected), bringing our 40-year impact to a grand total of £40 million awarded to vital causes.

The Success Rate compares fully funded applications against those rejected. The Approval Rate is broader, comparing funded bids against every submission received. We distinguish these because many applications are never finished, lack documents, or are withdrawn before assessment.

## Total Grants Distributed

2025 | £197,767

## Application Success Rate

This statistic tracks successful, fully funded applications compared to those rejected.



## New data and Application System

In late 2025, we paused our main community and small grant programmes (up to £5,000 and £1,000) to transition to a new data and application system. Consequently, applications submitted after September 30th 2025, were submitted and processed during our next application window in early 2026.

## Issues Addressed

- Improve physical and mental health, wellbeing and safety
- Strengthen community cohesion and build social capacity
- Improve life skills, education, employability and enterprise

## 2025 Top 3

## Ages Supported

- All Ages
- Young People 13-18
- Adults 26-65

## Beneficiaries Funded

- Local residents
- Children and Young People
- Families/Parents/Lone parents

Region	Total Awarded	No. Applications Funded	% Successful Applications
Barnsley	£197,767	46	79%
Doncaster	£252,473	50	74%
Rotherham	£220,128	47	80%
Sheffield	£1,356,465	190	75%
UK Wide	£125,172	78	95%



# OUR YEAR OF GIVING 2025 DONCASTER

  
Doncaster

**Approved**  
**2025**  
**50**

**40 Years, £40 Million**

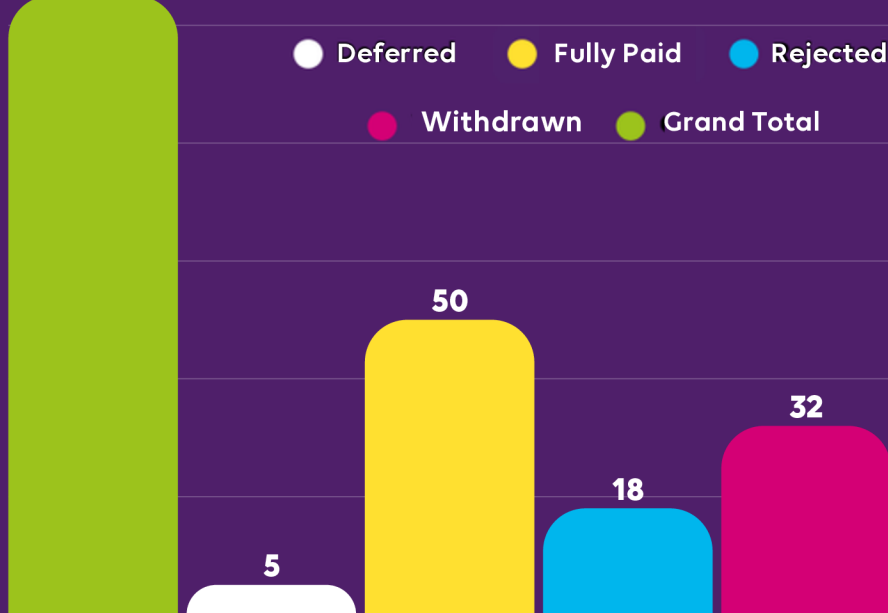
Due to the pause on our main grants programmes in late 2025, Doncaster saw lower volume of applications regionally, but a significantly higher amount of funding awarded per successful project. Additionally, Doncaster saw a 4.2% increase in applications, with the number of rejected grants also decreasing by 35.71% compared to 2024. Overall, Doncaster applications favoured projects that supported youth development through physical, mental health and skill building activities.

**47.6% Approved**  
**17.1% Rejected**  
**4.8% Deferred**  
**30.5% Withdrawn**




**105 Applications Received**

## 2025 FUNDING BREAKDOWN



Deferred Fully Paid Rejected Withdrawn



## A Landmark Year for Giving

In 2025, a landmark year for giving, we reached a historic milestone by distributing £2,152,005, our highest annual total ever and a 42% increase over 2024. Despite a strategic pause on main programs to transition to a streamlined data system, we awarded £637,865 more than the previous year across South Yorkshire and the UK. This resulted in a 79.2% success rate for applications (representing the proportion of applications fully paid relative to those rejected), bringing our 40-year impact to a grand total of £40 million awarded to vital causes.

The Success Rate compares fully funded applications against those rejected. The Approval Rate is broader, comparing funded bids against every submission received. We distinguish these because many applications are never finished, lack documents, or are withdrawn before assessment.

## Total Grants Distributed

**2025 | £252,473**

## Application Success Rate

This statistic tracks successful, fully funded applications compared to those rejected.



## New data and Application System

In late 2025, we paused our main community and small grant programmes (up to £5,000 and £1,000) to transition to a new data and application system. Consequently, applications submitted after September 30th 2025, were submitted and processed during our next application window in early 2026.

South  
Yorkshire's  
Community  
Foundation

**40**  
Celebrating  
40 years of giving

## Issues Addressed

- Advance people's physical and mental health, wellbeing and safety
- Promote reduction of isolation and disadvantage and access to local services
- Improve life skills, education, employability and enterprise

## 2025 Top 3

## Ages Supported

- Children 5-12
- All Ages
- Young Adults 19-25

## Beneficiaries Funded

- Children and Young People
- Local residents
- Families/Parents/Lone parents

## Region

Barnsley

Doncaster

Rotherham

Sheffield

UK Wide

## Total Awarded

£197,767

£252,473

£220,128

£1,356,465

£125,172

## No. Applications Funded

46

50

47

190

78

## % Successful Applications

79%

74%

80%

75%

95%

FINANCIAL YEAR OCT 01 2024 - SEPT 30 2025

# OUR YEAR OF GIVING 2025 ROTHERHAM



Rotherham

Approved

2025  
47

40 Years, £40 Million

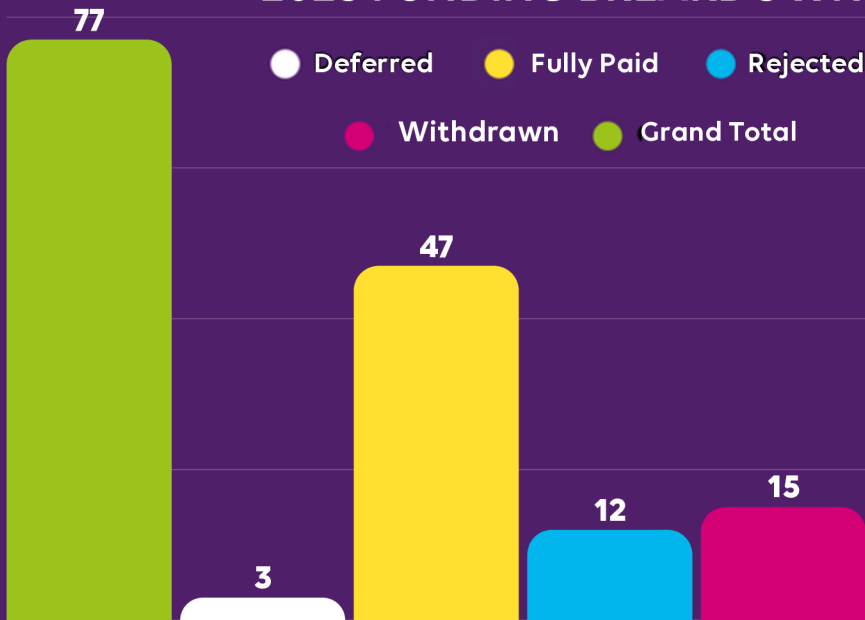
Despite the pause to our main grants programmes in late 2025, Rotherham's specific statistics show a resilient funding success rate (calculated as the ratio of successful awards to formal rejections) which dipped by only 2.5% compared to 2024. The rejection rate also saw a marginal increase of only 0.3%. Overall, Rotherham applications saw a high success rate with applications favouring local initiatives that supported the improvement of health and wellbeing across all ages.

61% Approved  
15.6% Rejected  
3.9% Deferred  
19.5% Withdrawn


77 Applications Received



## 2025 FUNDING BREAKDOWN



Deferred Fully Paid Rejected Withdrawn



## A Landmark Year for Giving

In 2025, a landmark year for giving, we reached a historic milestone by distributing £2,152,005, our highest annual total ever and a 42% increase over 2024. Despite a strategic pause on main programs to transition to a streamlined data system, we awarded £637,865 more than the previous year across South Yorkshire and the UK. This resulted in a 79.2% success rate for applications (representing the proportion of applications fully paid relative to those rejected), bringing our 40-year impact to a grand total of £40 million awarded to vital causes.

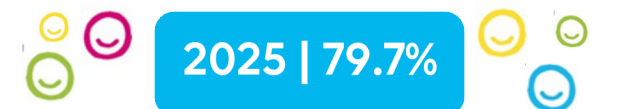
The Success Rate compares fully funded applications against those rejected. The Approval Rate is broader, comparing funded bids against every submission received. We distinguish these because many applications are never finished, lack documents, or are withdrawn before assessment.

## Total Grants Distributed

2025 | £220,128

## Application Success Rate

This statistic tracks successful, fully funded applications compared to those rejected.



## New data and Application System

In late 2025, we paused our main community and small grant programmes (up to £5,000 and £1,000) to transition to a new data and application system. Consequently, applications submitted after September 30th 2025, were submitted and processed during our next application window in early 2026.

## Issues Addressed

- Advance people's physical and mental health, wellbeing and safety
- Improve life skills, education, employability and enterprise
- Promote reduction of isolation and disadvantage and access to local services

## 2025 Top 3

## Ages Supported

- Adults 26 - 65
- Seniors 65+
- All Ages

## Beneficiaries Funded

- People with mental health issues
- Local residents
- Disadvantaged / Low Income

## Region

Barnsley

Doncaster

Rotherham

Sheffield

UK Wide

## Total Awarded

£197,767

£252,473

£220,128

£1,356,465

£125,172

## No. Applications Funded

46

50

47

190

78

## % Successful Applications

79%

74%

80%

75%

95%

South Yorkshire's  
Community  
Foundation



# OUR YEAR OF GIVING 2025 SHEFFIELD



Sheffield

Approved

2025  
190

40 Years, £40 Million

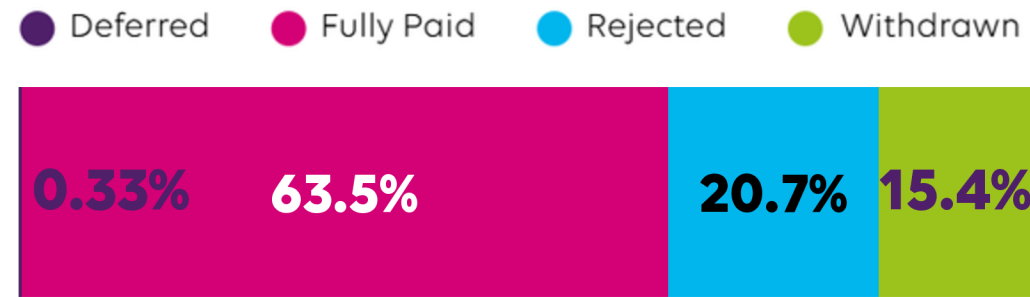
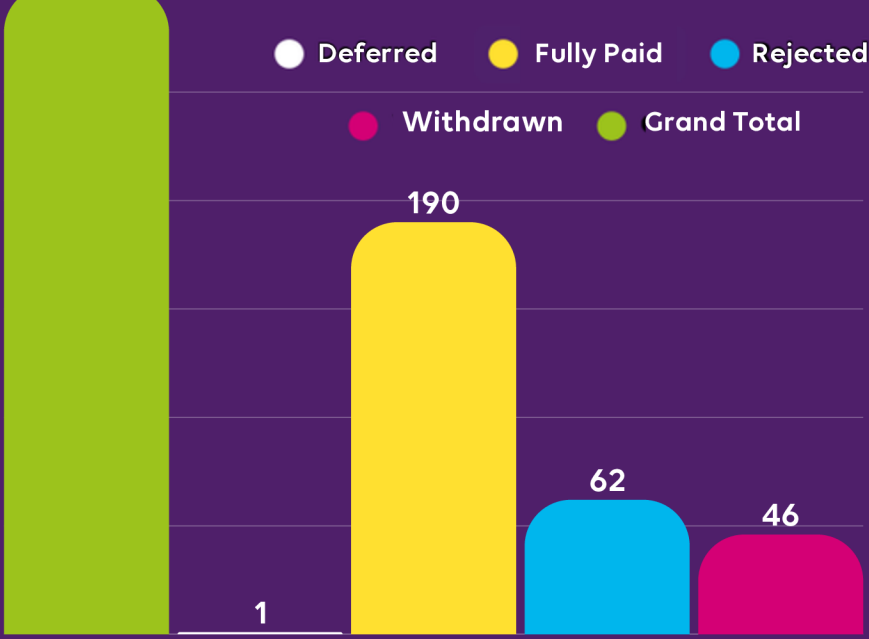
Sheffield saw a record 59.6% increase in funding ( £506,537 increase) in 2025 compared to 2024. This was driven by an increase in local donors investing in the region. This was due to the creation of more Sheffield-specific programmes, many regional donors topping up their funds and a shift from small, single-year grants to larger, multi-year funding programmes. These specific-regional programmes did not fall within the pause on our main grants programmes. Sheffield also saw a 4.8% decrease in withdrawn applications, which fell from 20.2% in 2024 to 15.4% in 2025. During the same period, the rate of successful applications remained relatively stable, dipping by only 1.1%.

**63.55%** Approved  
**20.74%** Rejected  
**0.33%** Deferred  
**15.38%** Withdrawn

299 Applications Received



## 2025 FUNDING BREAKDOWN



## A Landmark Year for Giving

In 2025, a landmark year for giving, we reached a historic milestone by distributing £2,152,005, our highest annual total ever and a 42% increase over 2024. Despite a strategic pause on main programs to transition to a streamlined data system, we awarded £637,865 more than the previous year across South Yorkshire and the UK. This resulted in a 79.2% success rate for applications ( representing the proportion of applications fully paid relative to those rejected), bringing our 40-year impact to a grand total of £40 million awarded to vital causes.

The Success Rate compares fully funded applications against those rejected. The Approval Rate is broader, comparing funded bids against every submission received. We distinguish these because many applications are never finished, lack documents, or are withdrawn before assessment.

## Total Grants Distributed

2025 | £1,356,465

## Application Success Rate

This statistic tracks successful, fully funded applications compared to those rejected.



## New data and Application System

In late 2025, we paused our main community and small grant programmes (up to £5,000 and £1,000) to transition to a new data and application system. Consequently, applications submitted after September 30th 2025, were submitted and processed during our next application window in early 2026.

## Issues Addressed

- Advance people's physical and mental health, wellbeing and safety
- Transform access to, and engagement with, the environment and public spaces
- Maximise ability to strengthen community cohesion and build social capacity

## 2025 Top 3

## Ages Supported

- Adults 26 - 65
- Seniors 65+
- All Ages

## Beneficiaries Funded

- Women
- Children and Young People
- People with Mental health issues

Region	Total Awarded	No. Applications Funded	% Successful Applications
Barnsley	£197,767	46	79%
Doncaster	£252,473	50	74%
Rotherham	£220,128	47	80%
Sheffield	£1,356,465	190	75%
UK Wide	£125,172	78	95%

# OUR YEAR OF GIVING 2025 UK WIDE



UK Wide

Approved

2025  
78

40 Years, £40 Million

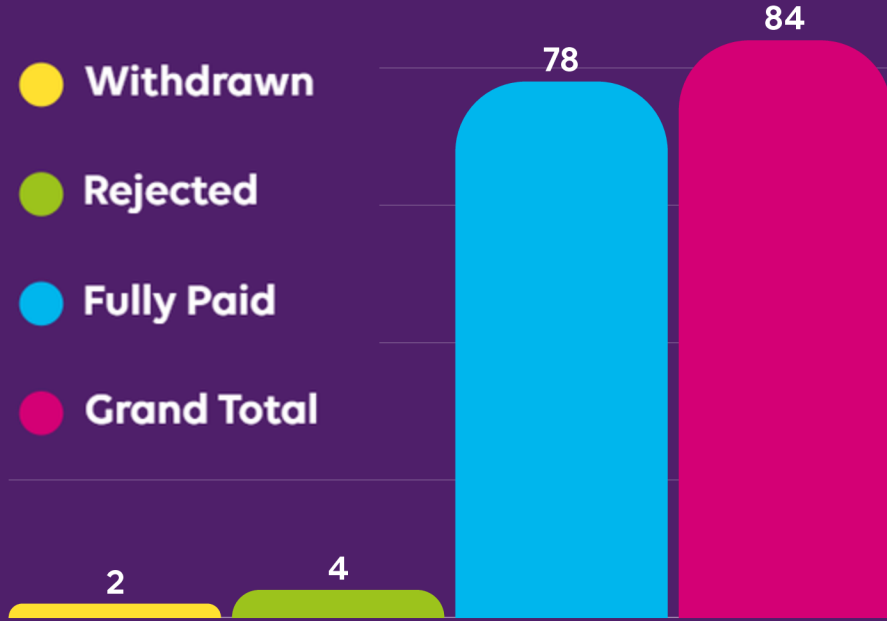
Funding rose from £73,556 in 2024 to £125,172 in 2025, marking a 70.2% increase (£51,616 increase). In 2025, the UK Wide grant programmes saw a 12% increase in application volume, rising from 75 to 84 total submissions. This growth resulted in an 11.4% rise in funded projects, with the number of paid grants increasing from 70 to 78.

92.86% Approved  
4.76% Rejected  
0% Deferred  
2.38% Withdrawn

84 Applications Received



## 2025 FUNDING BREAKDOWN



A large proportion of our UK Wide funding is directed specifically toward individuals, particularly those in vulnerable circumstances. A primary driver of this support is the Deakin and Withers Fund. This specialist fund is dedicated to supporting single, divorced, or widowed women over the age of 40 who are experiencing financial hardship, distress, or need.



Fully Paid Rejected Withdrawn



## A Landmark Year for Giving

In 2025, a landmark year for giving, we reached a historic milestone by distributing £2,152,005, our highest annual total ever and a 42% increase over 2024. Despite a strategic pause on main programs to transition to a streamlined data system, we awarded £637,865 more than the previous year across South Yorkshire and the UK. This resulted in a 79.2% success rate for applications (representing the proportion of applications fully paid relative to those rejected), bringing our 40-year impact to a grand total of £40 million awarded to vital causes.

### Issues Addressed

- Advance people's physical and mental health, wellbeing and safety
- Promote reduction of isolation and disadvantage and access to local services
- Transform access to, and engagement with, the environment and public spaces

### Ages Supported

- Seniors 65+
- Adults 26 - 65
- Young People 13 - 18

### Beneficiaries Funded

- Women
- Disadvantaged / Low Income
- Children and Young People

### 2025 Top 3

## Total Grants Distributed

2025 | £125,172

## Application Success Rate

This statistic tracks successful, fully funded applications compared to those rejected.



The Success Rate compares fully funded applications against those rejected. The Approval Rate is broader, comparing funded bids against every submission received. We distinguish these because many applications are never finished, lack documents, or are withdrawn before assessment.

Region	Total Awarded	No. Applications Funded	% Successful Applications
Barnsley	£197,767	46	79%
Doncaster	£252,473	50	74%
Rotherham	£220,128	47	80%
Sheffield	£1,356,465	190	75%
UK Wide	£125,172	78	95%

**President**

Professor Dame Hilary Chapman DBE RN  
H.M. Lord-Lieutenant of South Yorkshire

**Chair**

Professor Chris Booth-Mayblin

**Chief Executive**

Martin Singer

**Address**

South Yorkshire's Community Foundation Ltd  
The Campus  
Pack Horse Lane  
High Green  
Sheffield  
S35 3HY

**Telephone**

0114 261 5144

Michelle Dickinson: Head of Philanthropy and Programmes

**E-mail**

MDickinson@sycf.org.uk

**Website**

[www.sycf.org.uk](http://www.sycf.org.uk)

**Social media**

 @SYCF1986

 @SYCF1986

 /sy\_community\_foundation

 /company/south-yorkshire-community-foundation

 @sycf1986.bsky.social

South  
Yorkshire's  
Community  
Foundation

40  
Celebrating  
40 years of giving