



South Yorkshire's
**Community
Foundation**

VitalSigns[®]



South Yorkshire's Vital Signs
Report 2018

**Local knowledge.
Wise investment.
Stronger communities.**

Contents

INTRODUCTION	2
SOUTH YORKSHIRE PRIORITIES - COMMUNITY VIEW	3 - 4
SOUTH YORKSHIRE PRIORITIES - OFFICIAL STATISTICS	5 - 6
ACHIEVEMENTS	7 - 8
DEPRIVATION	9 - 10
HOUSING & HOMELESSNESS	11 - 12
STRONG COMMUNITIES	13 - 14
HEALTHY LIVING	15 - 16
OUR PLANS FOR THE FUTURE	17 - 18

Foreword



Welcome to your Community Foundation's second annual Vital Signs report. Following on from the success of our 2017 report, we can now represent the views of our communities and highlight the issues they face, but more importantly track changes and improvements in the performance of our region across numerous social themes.

This report combines the views of residents with local and national statistics to create a holistic picture of the state of South Yorkshire. This enables us to continue to make informed decisions on where resources and local philanthropy are most needed and can be most impactful moving forward.

Last year's report gave us the confidence to focus on social issues which the research recognised as priorities, and have the evidence-based knowledge to pursue further investments in. We distributed the report widely to key strategic partners, local authorities and donors to spread awareness and spark discussion.

Once again, for this year's report, we:

- Report on the vitality of South Yorkshire communities through the combination of community views and national statistics.
- Highlight priority social issues for our region to allow for more targeted intervention.
- Propose ways in which local philanthropy can be directed to respond to social needs both now and in the future.

We will use this publication to continue to inform our stakeholders, partners and donors and to continue conversations about targeted local philanthropy. We will also develop ways in which it can meet the aims and objectives identified by our communities in South Yorkshire.

We aim to spark discussion, encourage connections, create partnerships and inspire action.

Ruth E. Willis, CEO

Introduction

This report outlines four themes considered to be the most prominent in South Yorkshire in 2018.

In order of priority:

- 1 Deprivation
- 2 Housing and Homelessness
- 3 Strong Communities
- 4 Healthy Living

There has been a shift in local priorities since last year's report (2017).

Housing and Homelessness and Strong Communities have remained consistent, but Deprivation has replaced Education and Learning and Healthy Living has replaced Employment*.

This report awards two grades to each of the themes:

Baseline grade	Community grade
This is calculated by analysing existing research relating to each of the indicators or utilising the existing Indices of Multiple Deprivation (IMD) rank for that particular theme.	This is calculated by analysing the results of our Community Consultation.
A Better than 80% of comparable areas in relation to the core indicator	A Everything is great!
B Better than 60% of comparable areas	B Things are going well
C Better than 40% of comparable areas	C The situation is OK
D Better than 20% of comparable areas	D Things aren't going well
E Worse than 80% of comparable areas	E Things are going very badly

Definitions:

Vital Issues - full report analysing all ten social issues as outlined by the international research model and provides the evidence base for this report. It can be accessed on our website at www.sycf.org.uk.

Theme - refers to any of the ten social issues from the Vital Issues report.

Indicator - used to calculate baseline grades and the region's performance against each theme.

Vital Signs - summary report of South Yorkshire's four priorities as identified by the participants of the Community Survey.

Community Consultation - Questionnaires and an online survey were shared with local residents from Sheffield, Rotherham, Barnsley and Doncaster, responses to which formed the above Community Grade and some of the qualitative data used in this report.



*for full details of the statistical basis of this report please request a copy of the Vital Issues Statistical Report 2018 from South Yorkshire's Community Foundation.

South Yorkshire's Priorities - Community View

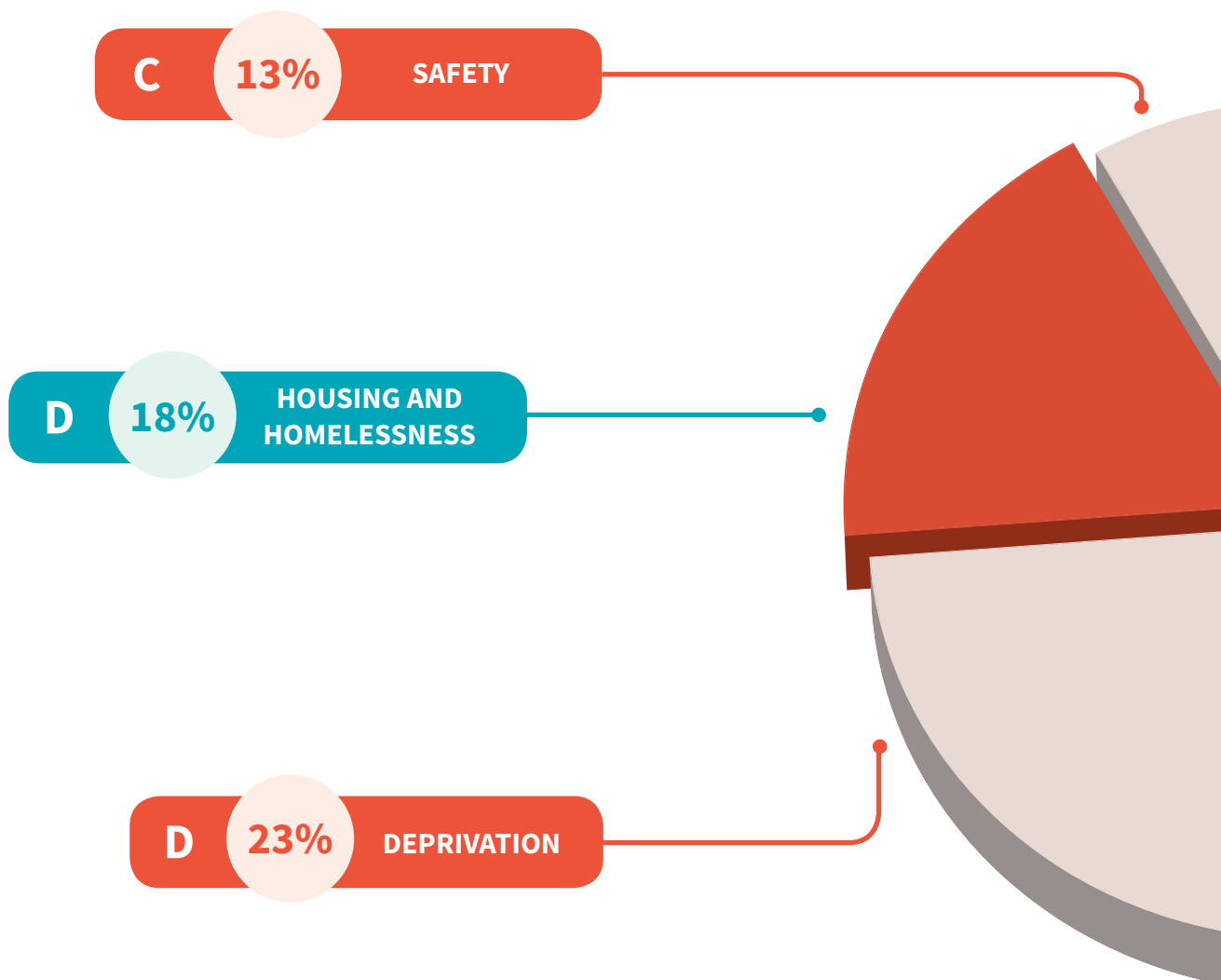
Vital Signs gives local residents a voice. We strongly believe that people living and working within our communities are best placed to contribute to our priority setting and to inform our grant making.

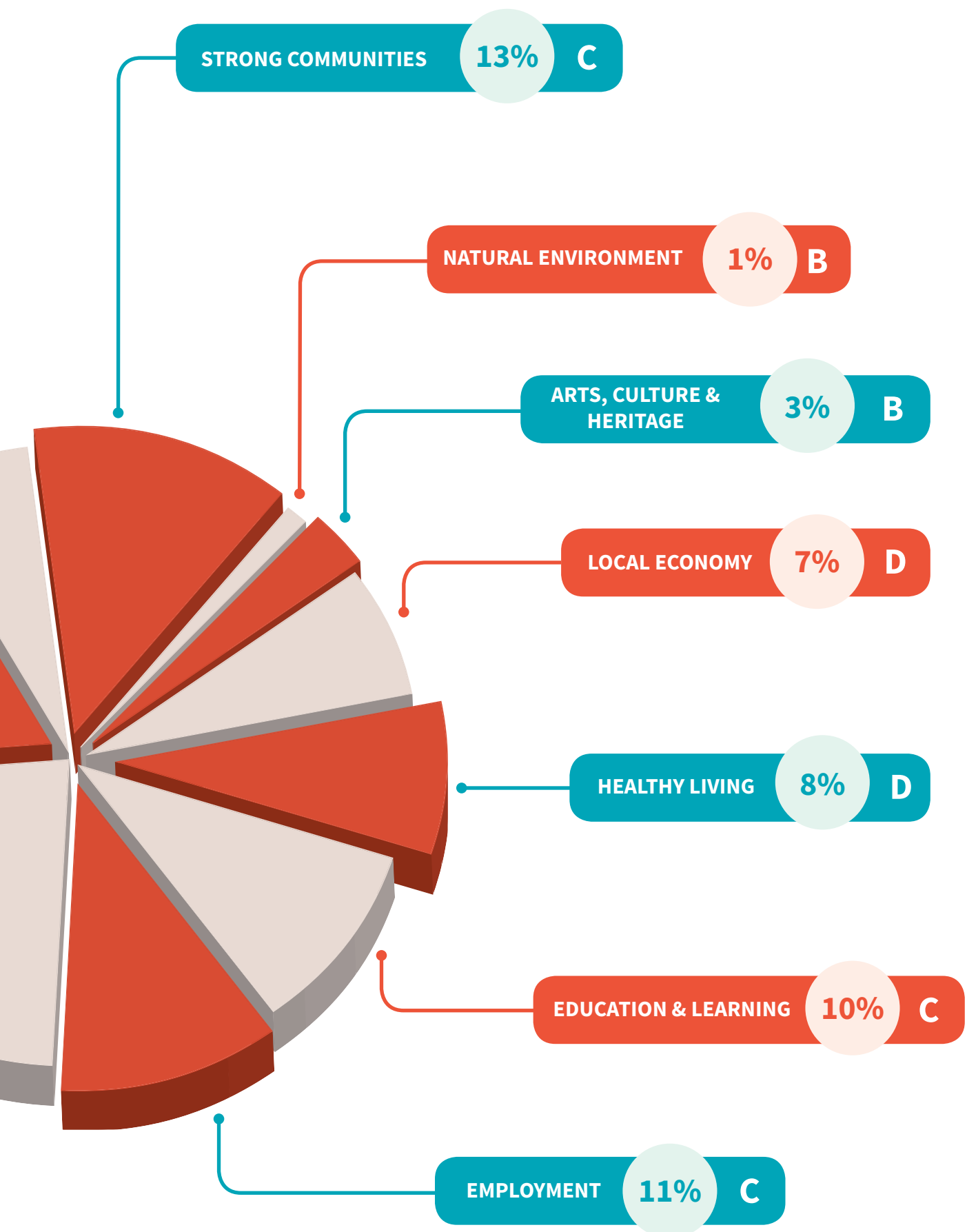
Through the Community Consultation, respondents* were asked

“Overall which ONE of these issues do [they] consider to be the priority in South Yorkshire?”

The infographic below shows the proportion of respondents who considered each of the issues to be a priority.

Respondents were also asked to give a Community Grade** to each of the ten issues outlined. The Grade awarded can be found next to the percentage value.



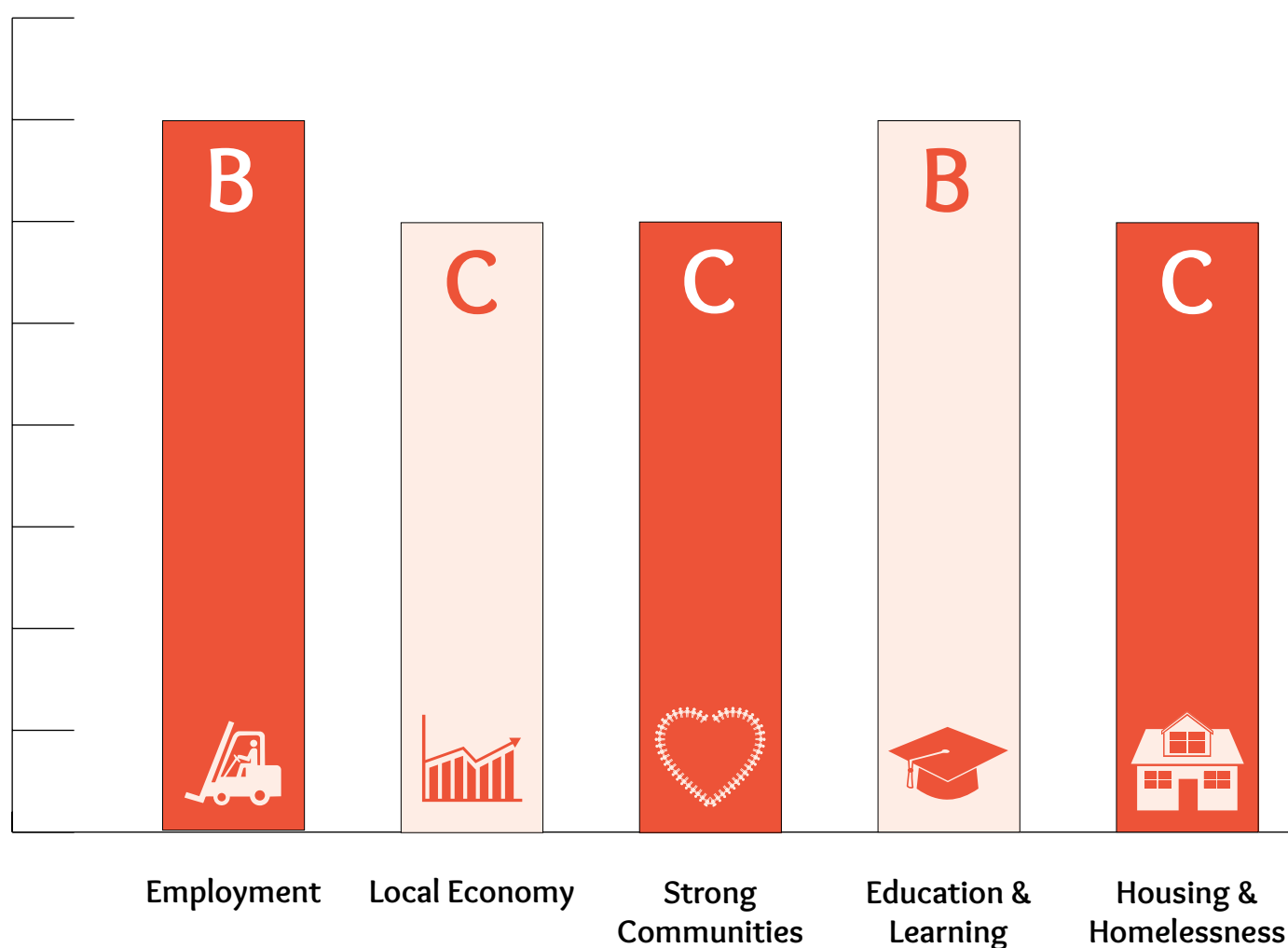


South Yorkshire's Priorities - Statistics

To get a well-rounded picture of local performance and priorities, we also looked at the existing body of research available from official statistics through the Local Authorities, the Office for National Statistics, Government and Police departments and so on.

The graph below summarises how South Yorkshire is performing against the ten themes evaluated by our research. The results are presented below by using the Baseline Grade (see opposite).

The following pages explore Deprivation, Housing and Homelessness, Strong Communities and Healthy Living in more detail.





Baseline grade

A

Better than 80% of comparable areas in relation to the core indicator

B

Better than 60% of comparable areas

C

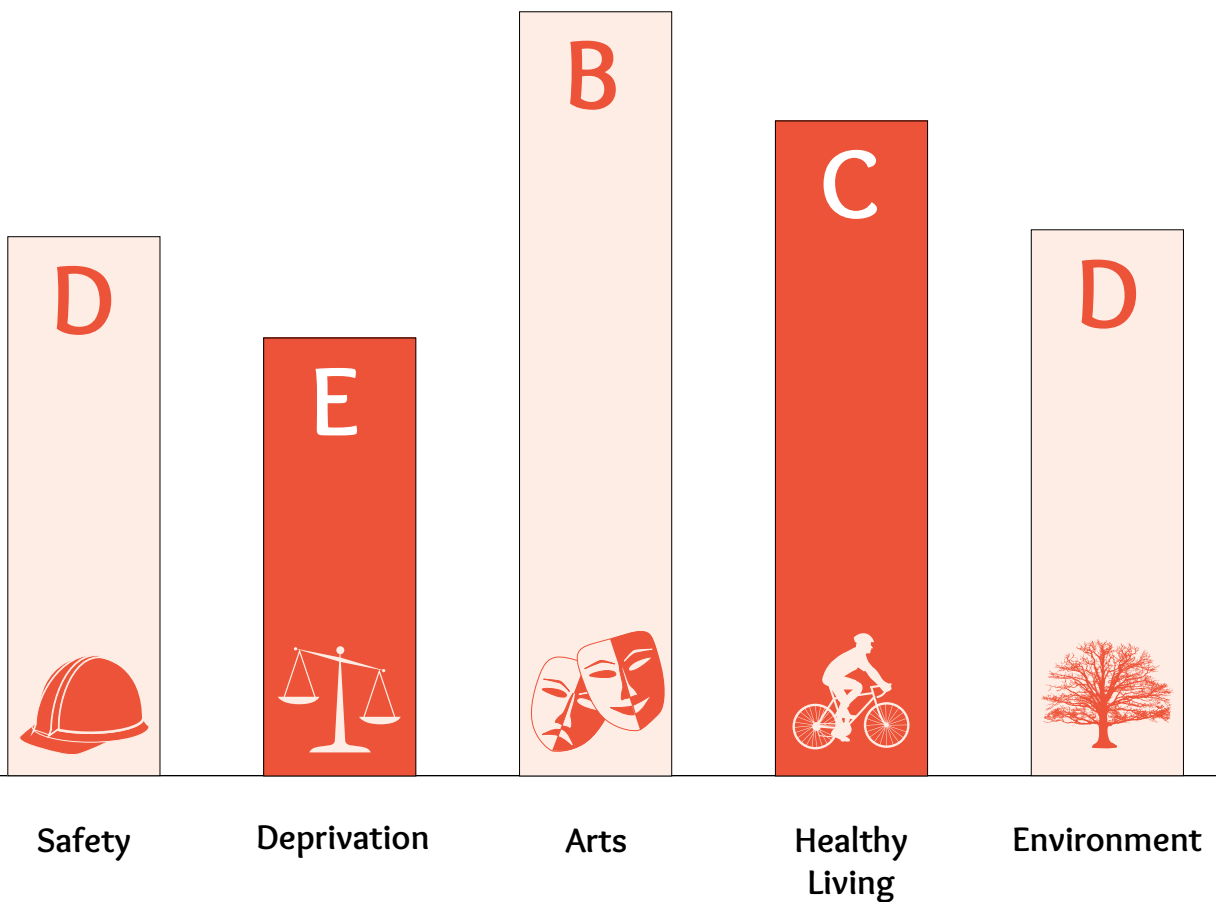
Better than 40% of comparable areas

D

Better than 20% of comparable areas

E

Worse than 80% of comparable areas



Achievements

Since our 2017 Vital Signs Report, we focused our grant making on areas defined as priorities in that year. Those priorities were:

1. Housing and Homelessness
2. Education and Learning
3. Employment and Local Economy
4. Strong Communities

Our giving is divided into six broad IMPACT categories outlined below. Categories relating to our 2017 priorities have been highlighted in red.

I

Improve life skills, education, employability and enterprise £176,846

M

Maximise ability to strengthen community cohesion and build social capacity £133,244

P

Promote reduction of isolation and disadvantage and access to local services £156,127

A

Advance people's physical and mental health, well being and safety £174,324

C

Connect people with the arts, culture and heritage £44,606

T

Transform access to, and engagement with, the environment and public spaces £39,949

The background is white with scattered confetti in shades of teal, orange, and pink. Red streamers are at the top. Silhouettes of people jumping are placed around the text. A large group of silhouettes is at the bottom.

TOTAL

£725,077

benefitting

289,118

individuals!

Deprivation

For the purpose of this report we look at deprivation in relation to: income levels, children poverty, health deprivation and disability and the overall ranking for IMD*.

Baseline Grade

E

Community Grade

D

Core Indicator:
Index of Multiple
Deprivation (IMD)
Rank

Secondary Indicator:
Income
deprivation level

Third Indicator:
Children in
poverty

23%

of respondents
considered this to be the
Number 1 priority for
South Yorkshire

2. Income deprivation level

Almost,
19%
of the population of
**Barnsley, Doncaster and
Rotherham**
experience income
deprivation

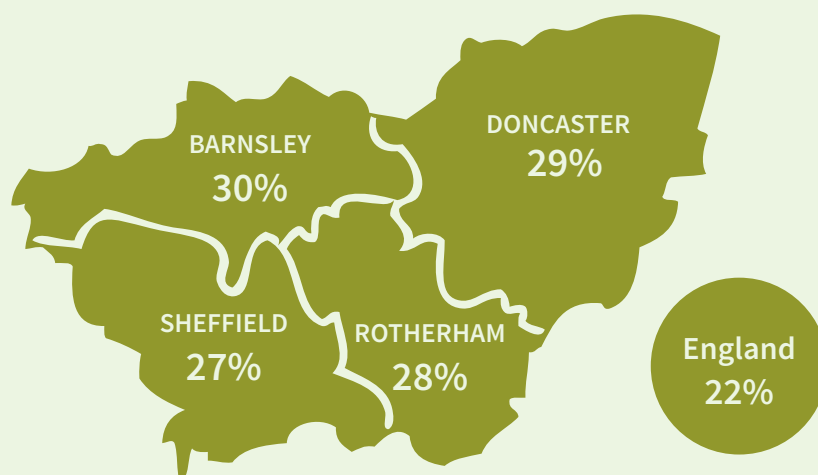
Sheffield
17%

England
14%

1. IMD Rank*

Figures suggest that **Barnsley is experiencing the highest overall levels of deprivation in South Yorkshire**, shortly followed by Doncaster, Rotherham and then Sheffield.

All are performing worse than the national average.



*The IMD is a relative measure of deprivation for small areas across England. The overall IMD rank combines together indicators under seven different domains of deprivation: income, employment, education, health, crime, housing and living environment.

3. Children in poverty

In total, almost **54,000** children aged (0-15) are living in poverty in South Yorkshire. This equates to around **22%** on average across South Yorkshire.

5% higher than the national average.





Community Voices:

"There seems to be an unreasonable/unacceptable level of deprivation (need for food banks, street homeless etc)."

"Too many communities suffer high levels of economic and social deprivation. Sometimes in Sheffield it feels like two cities. One part prosperous and then you step over an invisible line and there's bleak poverty."

"Big squeeze of welfare reform is biting."



How we help

In the last **2 years**, we awarded **£34,843** to help **991** individuals improve their access to services.

We awarded a further **£355,488** to increase access to sport, exercise and leisure activities benefitting **16,872** people.

Case Study - Harthill Social Club, Rotherham



Harthill Tea Day Social Club, set up in 1951, is a community group which runs fortnightly tea days for elderly people in Harthill, Tiverton and the surrounding areas, as well as also arranging day trips for members.

The Club's social events are used to address social isolation as it is one of the main issues facing rural villages. The tea days and other events throughout the year allow isolated individuals to make new friends and get support. This is especially important for those individuals who may have lost their partners or who live alone.

Funding from the Loscar Wind Farm Community Fund of £3,642 has helped pay for the use of the local village hall where the tea days are held and for refreshments.

The Club's Chair, Christine Conacher said:

"We are extremely grateful for receiving the funding, as in recent years we have found it harder to maintain a steady stream of one-off donations from local businesses and individuals due to the financial climate. As such, we found ourselves in dire straits last September and believed that we might be forced to close or run sessions less frequently if we couldn't find funding."

Housing and Homelessness

Baseline Grade

C

Community Grade

D

Core Indicator:
Housing
affordability*

Secondary Indicator:
Social rented
housing

Third Indicator:
Estimated rough
sleeping rate

18%

of respondents considered this to be the
Number 1 priority for South Yorkshire

2. Despite the relative housing affordability,
a greater proportion of people in South
Yorkshire are currently living in socially
rented accommodation than in the rest of
England.

22%

of all South Yorkshire residents live in houses
rented from a Local Authority, Housing
Association or Registered Social Landlords.

That's
4%

higher than in the rest of England.

The proportion is the highest in Sheffield,
where

25%

of all houses are socially rented.

The lowest proportion is in Doncaster where it
stands at

18%

which is in line with the England average.

1. Housing affordability*

Across England the average amount of savings
needed to purchase a house is **£23,000**.

South Yorkshire has relatively affordable housing
in comparison to the rest of England.

Most affordable homes can be found in Barnsley
where **£12,300** is needed to cover a mortgage
deposit and stamp duty.

Followed by Rotherham and Doncaster, where
£14,250 would be needed.

Least affordable homes in South Yorkshire can be
found in Sheffield, where the necessary savings
would need to be **£16,493**.



*calculated by estimating the savings required to
afford a 15% mortgage deposit and stamp duty for
an entry level priced house in the area.

3. Estimated rough sleeping

All four local authorities were asked for the rough
sleeping figure from their **November 2017**
count.



Please note: all local authorities adopt a different
definition of "rough sleeping" which is problematic
for obtaining accurate figures.





Community Voices:

"There is too much poor quality housing, too many bad private landlords and not enough affordable social housing provision- it would be good to see more 'not for profit' provision."

"This is a major problem in Sheffield. There are a huge number of homeless people, and many appear to have injuries, or be under the influence of drugs and alcohol."

"Visible homelessness is worse - a complex issue, but service reductions, Benefit changes and spicing all play a part."

"We are seeing a high number of homeless people on the streets, which is leading to greater levels of anti-social problems."



How we help

In the last **2 years** we awarded **£187,329** to supporting vulnerable people. Over **60,000** vulnerable children and adults benefitted.

A total of **£25,812** in grant awards helped over **9,500** people to live independently and require no support. With a cost per person of just **£2.48**.

£45,299 towards reduction in substance misuse and support has also enabled **169** people to access addiction treatment, which is shown to be linked to homelessness.

Case Study - ASSIST Sheffield



ASSIST Sheffield is a volunteer-led charity supporting destitute asylum seekers through accommodation, advocacy and welfare provision, bringing about positive change in the lives of highly vulnerable and marginalised people.

The charity received their most recent grant award from SYCF of £9,861 from the New Beginnings Fund. The grant went towards ASSIST interpreting and accompanying services and to support its awareness raising work, which includes sharing client stories and improving the public's understanding of asylum seekers.

Kevin Quinton, Resource Manager said:

"In the last year we accommodated 113 people, which includes 74 in long term hosting and 39 who only used our emergency Night Shelter."

"Our clients experience an improved quality of life as we provide accommodation, welfare payments and access to advocacy and support. This is in response to clients who consistently tell us that their biggest worries and causes of anxiety are their lack of stable accommodation, their legal status and their lack of income. ASSIST reduces street homelessness among destitute asylum seekers in Sheffield by providing an emergency Night Shelter, long term accommodation in ASSIST houses and Hosting services."

Strong Communities

Baseline Grade

C

Community Grade

C / D

Core Indicator:
Sense of
belonging

Secondary Indicator:
Perception of
personal levels of
life satisfaction

Third Indicator:
Probability of
loneliness for
those aged 65

13%

of respondents considered this to be the
Number 1 priority for South Yorkshire

2. Personal levels of life satisfaction

Barnsley residents are **most** likely to have
low levels of life satisfaction (9% of the
population)

Sheffield residents are **least** likely to have
low levels of life satisfaction (6%)

1. Sense of belonging*

Sheffield residents have the lowest levels of
belonging.



4X Lower

than the national average.

**Sense of belonging is the highest in
Barnsley, followed by Rotherham and
Doncaster.**



* Has been calculated by combining responses
about how strongly residents felt about the
following statements from the Understanding
Society Survey:
"I feel like I belong to this neighbourhood"
"I plan to remain resident of this neighbourhood for a
number of years".

3. Probability of loneliness at the age of 65

Residents of **Doncaster** are **most likely to experience
loneliness** at the age of 65.

Followed by equal levels of likelihood in Sheffield, Barnsley and
Doncaster.

All of which are higher than the national average.





Community Voices:

"The situation is better than in most places in the country but Brexit is creating a more divided community."

"Communities are still divided, does not feel united as South Yorkshire."

"There is a sense of community and goodwill in parts of the city, but economic difficulties get in the way in the more deprived parts."

"Neighbours keep themselves to themselves so as to avoid conflict or fear of retaliation. We as a city (Sheffield) hold great events that bring people to the city, but these are short lived... There is no legacy to uphold or anything long lasting."



How we help

In the last **2 years** we awarded **£75,667** for improving community cohesion which benefitted **3,630 people**.

We also awarded a further **£104,078** to improving community facilities which benefitted **20,098 people**.

Case Study - Doncaster Plant Works Youth Club



The Doncaster Plant Works Amateur Boxing Club has opened up its centre in Hexthorpe to hold a weekly youth club for local children.

With funding of £4,600 from the SYCF Community Grants Programme, the club can run more sessions for ages 7 to 12 and 13 to 18 groups. The funding has also enabled the employment of two youth workers to manage the 80 to 120 attendees every week.

The majority of the children attending are from the local Roma-Slovak and Roma-Czech community which is highly isolated and one of the most deprived in Doncaster.

The club aims to develop the youth club to encourage integration as the community is still regularly faced with racism and division.

Paul Harrison, Club Secretary said:

"We want to do what we can to stop this isolation, especially for local children. We are actually hosting a parents evening for the school, most of the kids who come to the youth club attend, as very few of their parents' will go outside of this community for anything and so have never met their children's teachers."

Healthy Living

Baseline Grade

C

Community Grade

D

Core Indicator:
Life expectancy
at birth

Secondary Indicator:
Child Obesity
Levels

Third Indicator:
People with a
limiting long term
illness

8%

of respondents considered this to be the
Number 1 priority for South Yorkshire

1. Life expectancy at birth:

South Yorkshire life expectancy for **females** is **82** in comparison to the **83** national life expectancy.



Similarly, **male** life expectancy in South Yorkshire is **78**, 1 year lower than the national average.

The lowest life expectancy for **females** is found in **Rotherham (81)** and for **males** it **remains steady across all four local authorities**.

2. Child Obesity levels:

National average for child* obesity in the UK is **19.4%**.

In comparison, **22.3%** of Rotherham children and **20%** of children in Sheffield and Barnsley are classified as obese.

The lowest child obesity levels are found in Doncaster at **18.9%**.



* Measuring year 6 children, ages 10-11

3. People with a limiting long term illness

National average for the proportion of people living with a long term illness is **12.7%**.

Barnsley is experiencing a significantly higher proportion of people living with a long term illness – currently at **18.6%**.

Doncaster has **16.5%** and Rotherham **16.4%**.

The lowest proportion can be found in Sheffield where **13.3%** of people are living with a limiting long term illness.





Community Voices:

"Severely understaffed, underpaid workers, lack of support, lack of provision and lack of ability for people to volunteer to help people struggling."

"There is a lot of stress. As a carer of a daughter with complex needs, I am under a lot of stress which isn't been helped by the uncertainty of Adult Social Care provision."

"In regards to mental health I think things are going very badly – the softer mental health support such as community activities, eating well exercise – yoga etc is just not available in poorer areas and I think this can really help in terms of well being for people. But also we need targeted support for people whose mental health problems have become serious – and practical support to stop them becoming homeless or too poor to feed themselves – the terrible state of the benefits system is contributing to very poor mental health outcomes for the most vulnerable."



How we help

£174,324 was awarded to projects supporting people's physical and mental health and wellbeing.

The money directly benefitted over **29,000** individuals.

1,521 people reported improved physical, mental or emotional wellbeing.

405 groups provided health related activities.

403 activities promoted healthy lifestyle (e.g. healthy eating, smoking cessation etc.).

Case Study - Therapies for Anxiety, Depression and Stress (TADS) Barnsley



TADS was established in 2014, when a group in Barnsley that had experienced mental health issues themselves, came together to offer support to others.

The service was given its first grant of £1,498 from the SYCF Community Grants Programme to purchase equipment and begin offering therapies locally.

Since then TADS has grown and developed its services and now provides eight-week wellbeing workshops, one to one support, counselling, complementary therapies and much more.

The team at TADS also specialise in supporting children and young people with their mental health through wellbeing workshops and one-to-ones. More recent funding from SYCF has supported this work, including the cost of a bereavement counsellor and running costs for the centre, where more regular sessions can be held.

Barbara Foot, Sessional Worker for TADS Wellbeing Workshops said:

"We receive regular referrals of children to our wellbeing workshops. They come from doctors and schools who are looking for ways to support children in difficulties. We have a long waiting list so the more services we can offer the better."

Our Plans For the Future

We believe that we fulfil an important role in community leadership by acting as a connector and facilitator of discussions. We want to ensure that those discussions are evidence based and aimed at creating targeted interventions.

Following on from this Vital Signs Report we are committed to:



Building and improving our research activities.



Researching the vitality of our communities on an annual basis.



Utilising these findings to guide our themed campaigns based on local needs.



Using the Vital Signs findings to steer our own discussions with local individuals, businesses, statutory partners and philanthropists, to further inform about local needs.



Sharing this information widely with partners and the public to develop new partnerships.



Encourage a more strategic and collaborative way to tackle social issues.

Vital Signs is a community philanthropy guide from your local community foundation. It measures the vitality of our communities and identifies significant trends in a range of areas critical to quality of life. Vital Signs is supported by UK Community Foundations.

The creation of this report was possible thanks to the help and support of our valuable volunteers. We also wanted to extend our sincere thanks to each of the 419 local residents who participated in our online survey.

For more information about South Yorkshire's Community Foundation please visit www.sycf.org.uk



@SYCF1986



South Yorkshire's Community Foundation



South Yorkshire's Community Foundation



A sincere thank you to Chris Webb, from CWebb Designs, for producing the graphics and designs for this report.

Any questions relating to the content of this report please contact SYCF on 0114 261 5143 or e-mail soniab@sycf.org

South Yorkshire Community Foundation is a company limited by guarantee (No. 7545536) with charitable status (No. 1140947)



COMMUNITY
FOUNDATIONS
OF CANADA
all for community



UK COMMUNITY
FOUNDATIONS
GIVING FOR LOCAL GOOD